

Great Stories Inspire Change

WAKAKIRRI

AUSTRALIA'S LARGEST PERFORMING ARTS EVENT FOR SCHOOLS



AMBASSADOR

INFORMATION GUIDE

THE ROLE OF A WAKAKIRRI AMBASSADOR

SO MUCH MORE THAN AN ADJUDICATOR

WHAT IS A WAKAKIRRI AMBASSADOR?

Wakakirri Ambassadors are industry professionals dedicated to nurturing and guiding schools and students engaged in the Wakakirri festival through the sharing of their personal experiences and insights.

Ambassadors play a pivotal role that encompasses observing the rehearsals and live performances of each school and providing insightful assessments and constructive feedback, fostering growth and excellence for schools future performing arts endeavours.

Ambassadors are also responsible for identifying schools that have taken special initiatives throughout their creative process and who exemplify the Wakakirri ethos, "Great Stories Inspire Change." - shortlisting these schools for state and national awards.



TALK THE TALK BEFORE YOU WALK THE WALK

It's crucial that you arrive on show day with a thorough understanding of Wakakirri, the event format and your role within the festival. If there's anything that you need more clarification on, just give us a call. 📞

Please use this guide to curate and refine the language that you will use when speaking to students and teachers, writing your comments in the portal and talking about Wakakirri during the live show. You must stick to all scripted elements of the event where cue cards have been provided. Don't be caught out fumbling through an answer and seeming disingenuous. Be mindful of repeating yourself and remember that sincerity is always best!



CONTACT: FRANK (WAKAKIRRI NATIONAL SHOW DAY COORDINATOR) INFO@WAKAKIRRI.COM | 02 9299 3400

SHOW DAY WALKTHROUGH

ARRIVAL

Your call time will be approximately 1 hour prior to the first school's rehearsal. Use this time to grab a coffee, set up your laptop and ensure the school portal is working and up-to-date.

REHEARSALS

Each school is allocated 35 minutes on stage to run their story-dance twice. After a school has had their first run through, the student representatives will rehearse their speeches. Listen carefully for supporting information. Remaining time after their 2nd run through can be used for your personal feedback and performance advice.

After the last rehearsal of the day, promptly rehearse the student function & presentation ceremony opening process with the host and student reps from each school.

STUDENT FUNCTION

At 5pm, the host will run the 'Pre-show Pump-up' (Student Function) along with participation from the Ambassador, special guests, Wakakirri Crew, and student reps.

It's an exciting 30-minute session to engage with ALL Wakakirri students in the theatre for some pre-show entertainment and fun. You will conduct a 'Ritual' to close.

SHOWTIME

At the start of the show the Ambassador should be in position on the side stage. The host will invite the Ambassador to stage, and introduce them to the audience for a quick Q & A.

During the evening show, after each school performs, the host will interview 3 students from each school. The host will then cross to the Ambassador for comments.

PRESENTATION CEREMONY

After the last school has performed, a short video is screened about the Wakakirri Inspiration Fund. Use this time to return side-stage. You, the host and the student reps dance together back on stage (as rehearsed at the Student Function) for the presentation ceremony to hand out school certificates and awards. This should feel extra special to close the show!










THE ROLE OF A WAKAKIRRI AMBASSADOR

AMBASSADOR CHECKLIST

PRE-SEASON




- ☐ Prepare a reliable laptop to bring with you on show day
- ☐ Log into the Ambassador portal and familiarise yourself with the system - **this is very important**
- ☐ Check that you have received the contact details for your Wakakirri Show Day Coordinator (SDC)
- ☐ Rehearse your lines/responses for the show opening and presentation ceremony - **see next page**
- ☐ Follow @wakakirriofficial on IG, FB and TikTok and tag Wakakirri in any relevant posts you share

ON SHOW DAY

-  Dress in professional attire, appropriate for moving on/off stage, bending over and being beside children
-  Watch every school's rehearsal and performance and offer genuine feedback and encouragement
-  Listen out for information the students share in their answers that could earn a 'Special Merit' award.
-  Discuss any outstanding schools worthy of a 'Special Merit' or 'Spirit of Wakakirri' award with the SDC
-  Run through the student function & presentation ceremony specifics with the SDC, Host and stage managers
-  Speak confidently, sincerely and concisely over the microphone - sticking to our cue cards where provided
-  There is no interval during the show, so keep notes as you go!
-  Add unique comments on the back of each school certificate as prompts for the presentation ceremony
-  Complete the Ambassador portal and submit each school's results **before the end of the day**

AFTER YOUR LAST SHOW

If are working with Wakakirri as a Contractor, email your invoice for processing to info@wakakirri.com and be sure to include the following:

-  Venue, show date/s and role
-  ABN, bank details, invoice date and invoice number
-  Total amount earned (labelled 'Invoice' if not GST registered) OR total amount plus GST (labelled 'Tax Invoice')

Addressed To:

Ad-Lib Theatrical Productions Pty Ltd T/A Wakakirri Story-Dance Festival Association
91 Riversdale Road Jamberoo, NSW, 2533

If you have completed the MYOB onboarding and are working with Wakakirri as an individual, there is nothing further to do but sit back & let it rain! 🌧️

ON STAGE & IN THE SPOTLIGHT

AT THE START OF THE SHOW

The host will invite the Ambassador to the stage to introduce them to the audience as well as for a Q&A.

The host will ask the Ambassador;

1. You've been here watching rehearsals throughout the day, what kind of stories can we expect tonight?
2. What is a story-dance and what makes a good one? (*see example answers below*)
3. Every year Wakakirri has a different theme that Schools are invited to incorporate into their story for an extra challenge. Wakakirri has chosen **"Mind Over Matter: Tales of Inner Strength"** as the festival theme for 2025. How have schools incorporated this into their stories today? (*see example answers below*)
4. How important are events like Wakakirri for students and the performing arts? Do you wish you could have done Wakakirri when you were young? (*answer honestly*)

The Ambassador then heads back to their area (bio box /directors desk) in time to watch the performances.

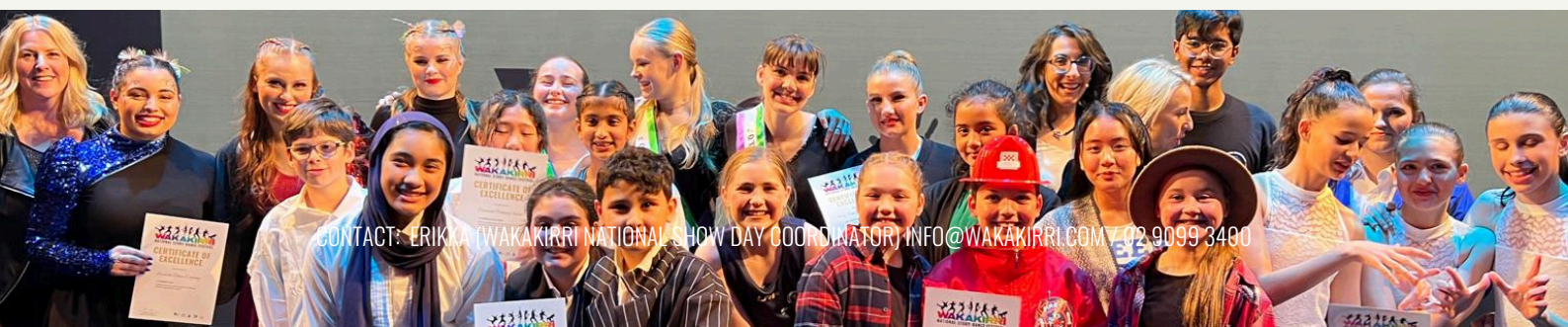
EXAMPLE ANSWERS

WHAT IS A STORY-DANCE AND WHAT MAKES A GOOD ONE?

- Storytelling is the oldest form of teaching and learning. Great stories engage the audience. We watch a good story but we feel a great one.
- Inspiring change can mean raising awareness about social issues or a cause. Wakakirri stories reflect student's thoughts, ideas and aspirations.
- Inspiring change can be the 'behind the scenes' work that schools do. e.g. being sustainable or fundraising for a cause.
- Inspiring change can also be through excellence in performance. Encouraging others to create and excel.

HOW HAVE SCHOOLS INCORPORATED THE FESTIVAL THEME INTO THEIR STORIES TODAY?

- This theme invites schools to explore what it means to be resilient, to face challenges with determination, and to discover the quiet courage that lies within. Whether it's a story of standing up for what's right, overcoming a personal struggle, or supporting others through tough times, these tales show us that strength isn't always loud — it's often found in persistence, compassion, and self-belief.
- Schools have brought this theme to life by telling stories of characters who dig deep to find strength in unexpected places.
- Through their performances, students show us that true power often lies within, and that the human spirit can triumph even when the odds seem insurmountable.



THE ROLE OF A WAKAKIRRI AMBASSADOR

PROVIDING FEEDBACK

WRITTEN FEEDBACK

In the Ambassador portal, you are required to give each school written feedback;

GENERAL FEEDBACK: Please keep it positive and also include constructive notes on what they could do to improve their performance. They are not after criticism, rather constructive advice on each of the 4 marking criteria (see guidelines). These comments are sent to the schools via email the day after they perform!

ONE-LINE ADVERTISED COMMENT: You are required to add a one-line comment to sum up each performance. This comment will be printed on the school certificate along with your name. Think of this like a promo of a show/film/production. *For example;*

- *A moving story told with great commitment and focus.*
- *Visually and emotionally stunning thought provoking journey.*
- *A high energy, fun production delivered with colour and vivacity.*

LIVE COMMENTARY FEEDBACK

REHEARSAL ENCOURAGEMENT

When giving schools feedback after their rehearsal only give encouraging advice e.g dealing with nerves, expressions, how to engage the audience etc. There's no time for schools to make changes at this stage so keep comments as encouraging advice from an industry professional's perspective.

DURING THE SHOW

After each school's performance, the host will cross to the Ambassador for comments. Keep comments positive and brief. It's always good for the audience to hear about the "story", i.e what made it clear, or how it was told with emotion, or creativity. This way they are educated to the criteria and the reasons as to why the stories that are awarded.

Make notes during a school's performance of any 'moments' you loved. When the host throws to you to talk about the performance, mention these memorable moments. Be specific, for example;

- I loved how the sunshine rose at the start, it was such a magical moment in your piece.
- The part when the main character was dealing with all the emotions, just drew me right in, I could feel the angst... etc.

PRESENTATION CEREMONY

At the presentation ceremony, the Ambassador speaks about each school and their performance.

We are rewarding and celebrating each school's hard work, dedication and achievement. We want schools to know we appreciate their efforts.

Praise their performance: (similar to your comments after their performance). Make mention of anything additional the school may have achieved behind the scenes (refer to your Ambassador portal for inspiration).

Share what you loved most, highlighting the strengths and standout moments of each school. The remarks will be an important part of recognising and celebrating the hard work and achievements of each school.

Please prepare your comments by writing your notes on the back of the School certificates. You can then reference this when on stage before presenting the school with their certificate. The certificate will be given to the school as an 'interim certificate' with an official copy sent to them in the following days.

THE ROLE OF A WAKAKIRRI AMBASSADOR

PRESENTATION CEREMONY

The Ambassador is responsible for distributing the school certificates at the presentation ceremony. You are to spend a minute with each school reflecting on their awards and performance. The host (or special guest if there is one) will assist the Ambassador with holding the certificates and awards.

Ensure you have prepared your comments during the day and written these on the back of the school certificates to prompt you on stage.

At the start of the Presentation Ceremony;

1. The host will dance onto the stage with the student reps.
2. The host will then invite any special guests and the Ambassador to the stage.
3. The host will invite the special guest to say a few words.
4. The host will then invite the Ambassador to present the certificates and say a few words.

This will be printed on a card for you to refer to:

"In our role as Wakakirri Ambassadors, our aim is to recognise schools that truly embody excellence in the performing arts and align with the Wakakirri ethos: 'Great Stories Inspire Change.' It is our privilege to identify these outstanding schools and celebrate their dedication to storytelling and performance.

Tonight, however, is all about celebrating the incredible hard work and dedication that have gone into creating these story dances. Each performance is the culmination of countless hours of rehearsals, creative set design, and meticulous costume making. We want to take a moment to acknowledge everyone involved, especially the unsung heroes behind the scenes and the extraordinary teachers who guide and inspire their students throughout this journey. Their passion and commitment are what make nights like this possible.

Rather than announcing any results tonight, we want to focus on the joy and pride that come from your remarkable achievements. We hope each student leaves here feeling proud of their contribution and inspired by their own creativity.

As a token of our appreciation, we have a participation certificate for each school to honour and thank you for your efforts. Let's celebrate your achievements together as we hand these out now."

Procedure for presenting certificates to each school by the Ambassador:

1. Call the 3 student reps from the first school forward.
2. Read out the school name and item title.
3. Make a comment about the school's performance.
4. Special guests (or Ambassador if no Special guests available) present the certificate and shakes hands.
5. Ambassador then calls the next school forward.

After the last school is presented with their certificate, the show host resumes the presentation ceremony to present the 'Best Public Speaking' Award followed by the SDC presenting the 'Spirit of Wakakirri' Award.

The show host then concludes the presentation ceremony by asking all students to take a group bow at the front of the stage, followed by everyone on stage dancing/celebrating on stage as the curtain closes.

STORY-DANCE CRITERIA

GUIDELINES

What is a Story-Dance? A Wakakirri Story-Dance is a 3-7 minute performance where a group of students theatrically tells a story using a combination of dance, creative movement, acting, and pre-recorded music.

- Story-Dances can be performed live on stage with a duration of 3 to 7 minutes.
- Each entry for Wakakirri Live must include between 20 to 120 students, including backstage crew, and will fall into one of the following divisions: Primary (K-Year 6), Secondary (Year 7-12), or Dance Schools & Community Groups (ages 8-24).
- A Story-Dance should be a 3-7 minute performance theatrically telling a story using dance, acting, creative movement, sets, props, costumes, projections, pre-recorded music, and special effects for video entries.
- Schools have the freedom to choose any story that is engaging, easy to follow, appropriate, and relevant to the performers. The story should primarily be conveyed through Story-Dancing, which combines dance, creative movement, and acting.
- The soundtrack should enhance the story but not solely be relied on for narrative purposes.
- Sets, props, costumes, projections, live singing, (and special effects for Wakakirri Video entries) can be incorporated to enhance the storytelling, while considering sustainability and minimising the environmental footprint. We offer special awards to schools excelling in this area.
- Schools should be inspired by the annual festival theme and Wakakirri ethos 'Great Stories Inspire Change'.

WHAT TO LOOK FOR

Schools will not receive any marks, rather this guide is used for the Ambassadors to assess school performances based on the following 4 areas:

1. STORY [25%]

- How clear was the telling of the story?
- Was the story progressive (orientation, complication, resolution)?
- Was the story engaging, easy to follow, appropriate, and relevant to the performers?
- How creative and imaginative was the telling of the story?
- How entertaining was the telling of the story?

2. STORY-DANCE [25%]

- How creative was the story-dancing?
- Was the story-dancing a creative combination of dancing, creative movement and acting to tell a story?
- Was there strong characterisation?
- Was it well executed?

3. PERFORMANCE [30%]

- How well rehearsed was the performance?
- How effectively did they engage the audience? Was there a connection with the audience? Did the performance evoke emotions or reactions?
- How well did the group work together?

4. ENHANCEMENTS [20%]

- How well did any additional elements (or deliberate lack of), enhance the telling of the story (not tell the story)? Includes sets, props, costumes, lighting, soundtrack, projection, live Singing.
- Were they well utilised and not gratuitous?

ASSIGNING AWARDS & RESULTS

SHOW AWARDS

- Every school is assigned 5 show awards from a pre-populated list. **You must assign 5 per school.**
- These are non competitive and highlight the top 5 areas the school has excelled at with their performance.

SPECIAL AWARDS

- On each night 2 special awards are presented: The Spirit of Wakakirri and Best Public Speaking.
- You are responsible for discussing these with the Wakakirri Crew and Show Host in order to determine (as a team) which schools should receive these awards.
- Once decided you will need to **update the Ambassador portal** indicating which schools received these awards before logging off for the night.

STATE AWARDS

- Every school is assigned **two** potential State Awards in order of preference.
- Highly ranked schools will then be allocated one of those two State Awards by Wakakirri.

NOMINATIONS FOR SPECIAL MERITS

- Every school is encouraged to submit supporting information about their experience with Wakakirri.
- This is a chance for schools to communicate any additional initiatives, moments of adversity or resilience, powerful learning outcomes, inspiring fundraising efforts, school community impacts etc. that have been a result of their journey to get to the Wakakirri stage.
- Ambassadors must also listen carefully to the answers the school's student representatives share in their interview as well as communicate with the Show Day Crew about any potential nominations.
- A MAXIMUM of **three** nominations are allowed per venue.
- If NO school is deemed worthy, don't submit any nominations.
- **Please only tick this box as 'YES' in cases where a school has gone to *outstanding* lengths and absolutely deserve to be recognised with a National 'Special Merit' award.**

OVERALL RANK

- Every school is ranked based on how well they exemplified the Wakakirri ethos as well as excellence in performance.
- You will be prompted to rank all the schools in your region by school level.
- The Ambassador portal will list the schools for you by level to make the process of ranking easier.
- The best-performing schools (top ranked) will receive a State Award and be invited to perform a second time at the Awards night where they will be considered for the Nationals.
- Where there is no Awards night in the region (Wollongong, Sunshine Coast, and Perth) the results will be announced online.

THE ROLE OF A WAKAKIRRI AMBASSADOR

PORTAL WALKTHROUGH

WAKAKIRRI

Q [SEARCH]

☆ [RANK]

● Edgeworth Heights ...

● Grahamstown Public...

● Green Point Christ...

● Hamilton South Pub...

● Mayfield East Publ...

1

Green Point Christian College

[Division -, 14/8/2025]

ITEM INFORMATION:

The Light I See - Despite being diagnosed with macular dystrophy at age five and losing 97% of his vision, Matt Formston became a world champion Para-cyclist, record-holding surfer, and elite para-athlete by courageously defying limits and pursuing his dreams.

THEME:

Health / Well-Being, Cultural / Social Diversity, Human Rights

KEY MESSAGE:

Matt refused to accept the limits society placed on him. He dreamed big and lived with pure determination to achieve his vision more powerful than eyes can see.

Save

AMBASSADOR NAME

NOTES FOR AMBASSADOR USE ONLY (not shared with school)

ONE LINE ADVERTISED COMMENT

GENERAL FEEDBACK (30 WORDS OR MORE)

SHOW AWARDS 1

Select

SHOW AWARDS 2

Select

SHOW AWARDS 3

Select

SHOW AWARDS 4

Select

SHOW AWARDS 5

Select

SPECIAL AWARDS

Select

STATE AWARDS 1st CHOICE

Select

STATE AWARDS 2nd CHOICE

Select

National Special Merit Award Nomination

☐ Yes

☐ No

SUPPORTING INFO

Matt Formston was diagnosed with macular dystrophy at age five, losing 95% of his vision. Told he'd never ride a bike or chase big dreams, he defied expectations with unwavering determination. With 3% vision, Matt became a world champion Para-cyclist, Guinness World Record-holding adaptive surfer, and Paralympian. His story isn't just about achievements, but mindset — proving that vision is about purpose, not sight. Now also a keynote speaker, executive coach, and advocate, he empowers others, especially children with disabilities. Matt Formston is a parent in our school community with his children in our primary school. That's why our story is so special. Green Point Christian College proudly presents The Light I See.

Save

SCHOOL NAME

STORY INFO

LIST OF SCHOOLS

ENTER RESULTS

SAVE YOUR PROGRESS

SPECIAL MERIT NOMINATION

SUPPORTING INFO

!

CONTACT: ERIKKA (WAKAKIRRI NATIONAL SHOW DAY COORDINATOR) INFO@WAKAKIRRI.COM / 02 9099 3400

PORTAL WALKTHROUGH

ACCESSING THE PORTAL

NEW TO WAKA?

Follow the prompt in your email from Wakakirri to create your password and set up an Ambassador account.

ACCOUNT SET UP ALREADY?

Go to: <https://wakakirri.fmbetterforms.com/#/> and click on the 'Ambassador's Login' button.

REMEMBER: When using the portal to save your progress!

Click on **SAVE** before you click into another school record so you don't lose any data.

VIEWING SCHOOLS BY SHOW DAY

If you are assigned to multiple show days, to avoid having all the schools listed in the left hand column, you can filter this list down to show only the performing schools on a specific day.

1. Go to 'Search'
2. Enter the date in the following format (DD/MM/YYYY)
3. Hit search and the list of school names will be updated.

The screenshot shows the 'WAKAKIRRI' portal interface. On the left is a dark sidebar with a search icon and a list of schools. On the right is a white search form titled 'SEARCH YOUR ASSIGNED SCHOOLS'. Three yellow callout boxes with numbers 1, 2, and 3 point to specific elements: 1 points to the '[SEARCH]' button in the sidebar; 2 points to the 'Date:' input field in the search form, which contains '01/08/2023'; 3 points to the 'SEARCH' button at the bottom of the search form. The search form includes fields for Date, Region (a dropdown menu), Venue (a dropdown menu), School (a text input), and Award's Night Date (a text input with a date format hint 'dd/mm/yyyy'). There is also a section for 'Award's Night Region Assigned' with a dropdown menu. A 'CLEAR' button is located next to the 'SEARCH' button.

THE ROLE OF A WAKAKIRRI AMBASSADOR

PORTAL WALKTHROUGH

RANKING THE SCHOOLS

1. Click on 'RANK' in the menu and enter the challenge and region in the drop downs.
2. This will then populate a list of all schools in the region by school level.
3. Enter a number in the 'rank' column with '1' being the top performance.
4. Ensure all schools have been ranked.

Remember to SAVE before you leave this window or click out so you don't lose any data.

JUDGES RANK SCHOOLS

[WAKAKIRRI LIVE - Primary, ACT, Total 11 Entries]

Filter:

Records:

School Name	IT	Title	Rank	State Award1	State Award2	State Award3
Yanco Public School		Video Killed the Radio Star	0	Select option		Select option
Sutton Public School		Connection	0	Select option	Select option	Select option
Rosary Primary School		The Fairest of Them All	0	Select option	Select option	Select option
Parkview Public School		A Plea from the Sea	0	Select option	Select option	Select option
Palmerston District Primary School			0	Select option	Select option	Select option
Miles Franklin Primary School		Inside Out	0	Select option	Select option	Select option
Majura Primary School		It's Time to Change the Story	0	Select option	Select option	Select option
Gowrie Primary School		Go Green, don't do mean!	0	Select option	Select option	Select option
Fraser Primary School		Little by Little	0	Select option	Select option	Select option
Cooma Public School		The Little Refugee	0	Select option	Select option	Select option

<< < 1 2 > >>

Showing 1 to 10 of 14 records

*** REMINDER: SAVE RANKS YOU MODIFIED ***

[SAVE RANKS](#)



SAVE YOUR PROGRESS